

SFST Report

Automatic DUI Report
Generator for Law
Enforcement Officers
& Agencies



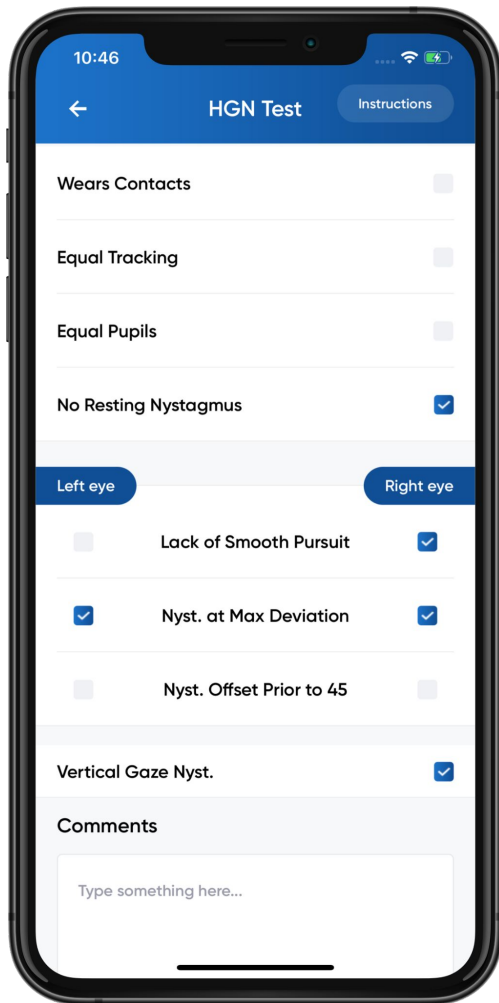
The Challenges of Handling DUI Incidents for Law Enforcement Officers

COMPLEXITY & TIME CONSUMING: Handling DUI incidents is complex and time-consuming for law enforcement officers. From observing erratic driving to conducting field sobriety tests and documenting results, officers must navigate legal, procedural, and safety considerations. Compliance with NHTSA guidelines, Miranda rights, and preparing court-ready reports requires precision and efficiency.

LEGAL COMPLIANCE & DATA ACCURACY: Officers must also ensure strict adherence to legal protocols and maintain precise data documentation. Compliance with legal standards and accurate data recording are essential for effective law enforcement and ensuring the integrity of court proceedings.

These factors make DUI enforcement a demanding and intricate task for law enforcement professionals.





SFST Report's App Main Benefits

TIME SAVING: Officers can save up to one hour per DUI incident using the app. It streamlines the process by enabling quick note-taking, scanning of driver's licenses and VIN numbers, inputting field sobriety test results, and ultimately generating a comprehensive report efficiently.

NHTSA COMPLIANCE: The app adheres to the 2023 NHTSA guidelines and standardized protocols, ensuring legal compliance and procedural consistency.

BETTER COURT DEFENSIBILITY: The app generates detailed and accurate reports, making them easier to defend in court. Each report thoroughly documents every aspect of the DUI incident. This strengthens the evidence in court, improving the likelihood of upholding DUI charges and securing convictions.


SECURITY & DATA PRIVACY: The app securely stores incident data on the mobile devices only, maintaining confidentiality and privacy of sensitive information. The data never leave the device and are therefore never stored on servers or in the cloud.

OFFLINE FUNCTIONALITY: The app ensures seamless functionality even in offline environments, allowing officers to work efficiently regardless of internet connectivity.

Rapid Driver, Passenger & Vehicle Data Capture

DOCUMENT SCANNING: Officers save valuable time and avoid typos by using the SFST Report app to capture driver, passengers and vehicle information through scanning IDs, VIN numbers, and vehicle registration.

VEHICLE INFO LOOKUP: The app also automatically pulls detailed vehicle information from the NHTSA website including make, model, and year, after the VIN number is scanned or typed, ensuring accuracy and efficiency in every report.



Driving License



VIN Number



Vehicle Registration

Field Sobriety Testing

The app includes a total of 8 tests that all adhere to the NHTSA guidelines.

3 STANDARDIZED TESTS:

- Horizontal Gaze Nystagmus
- Walk & Turn
- One Leg Stand

5 NON-STANDARDIZED TESTS:

- Lack of Convergence
- Finger to Nose
- Modified Romberg
- Hand Pat
- Hand Coordination

The screenshot shows the 'HGN Test' screen. At the top, it says '2:22' and 'HGN Test' with an 'Instructions' button. Below, 'Total Clues' is 2/6. A 'TEST NOTES' section follows. There are four checkboxes: 'Wears Contacts' (checked), 'Equal Tracking' (unchecked), 'Equal Pupils' (unchecked), and 'No Resting Nystagmus' (unchecked). At the bottom, there are two tabs: 'Left eye' and 'Right eye'. Under 'Left eye', 'Lack of Smooth Pursuit' is checked. Under 'Right eye', 'Nyst. at Max Deviation' is checked. At the very bottom, 'Onset of Nyst. Prior to 45' is unchecked and 'Vertical Gaze Nyst.' is also unchecked.

Horizontal Gaze Nystagmus

The screenshot shows the 'Walk & Turn Test' screen. At the top, it says '2:21' and 'Walk & Turn Test' with an 'Instructions' button. Below, 'Total Clues' is 4/8. There are two checkboxes: 'Can't Keep Balance' (checked) and 'Starts Too Soon' (unchecked). Below these are two sections: 'Second 9 Steps' and 'First 9 Steps'. Each section has a grid of numbers 1-9. In the 'Second 9 Steps' grid, the number 7 is highlighted. In the 'First 9 Steps' grid, the number 4 is highlighted. At the bottom, there are two sections: 'END' with 'Steps Taken' showing a value of 9, and 'START' with 'Steps Taken' showing a value of 10.

Walk & Turn

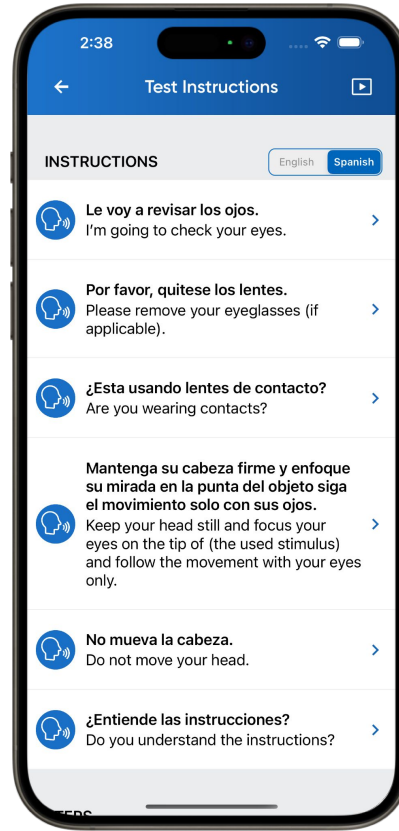
The screenshot shows the 'One Leg Stand Test' screen. At the top, it says '11:13' and 'One Leg Stand Test' with an 'Instructions' button. Below, 'Total Clues' is 2/4. There is a timer showing '00:00' and a 'Start' button. Below the timer are four checkboxes: 'Foot Raised' (unchecked), 'Sways While Balancing' (checked), 'Uses Arms to Balance' (unchecked), and 'Hopping' (unchecked). Below these are two more checkboxes: 'Put Foot Down' (unchecked) and 'Can't Do Test' (unchecked). At the bottom, there is a 'Type of Footwear' section with 'Sneakers' selected, and a 'Comments' section.

One Leg Stand

DUI Training & Spanish Language Support

SOBRIETY TEST INSTRUCTIONS: Each field sobriety test in the app is accompanied by detailed written and video instructions, ensuring that officers have clear, step-by-step guidance to conduct tests accurately and consistently.

SPANISH TRANSLATION: To assist with Spanish-speaking drivers, the app offers translations for all the 8 field sobriety test instructions, along with recorded audio by a native Spanish speaker. Pre-FST questions also translated and recorded in Spanish.



Horizontal Gaze Nystagmus
Spanish Instructions



Pre FST Interview Questions

Post Testing Steps

PBT & MIRANDA: After administering field sobriety tests, officers can use the app to capture results for the Preliminary Breath Test (PBT) and record the administration of Miranda warnings.

REPORT GENERATION: Once all necessary information is entered into the app, officers can effortlessly generate a comprehensive report, export it, and further customize it as needed in order to tailor it to their departmental standards.

6:30

PBT Results

15:00 Start

15-Minute Waiting Period Done NEW

1st PBT

Read Implied Consent ☒

Refused to Submit 1st PBT ☐

1st PBT Time 06:06 PM >

1st BAC Results 0.12 %

1st PBT Outcome Failed >

2nd PBT

2nd PBT Not Required ☐

Preliminary Breath Test

6:11

Miranda Warnings

MIRANDA WARNINGS DETAILS

Language used English >

Date 1/19/24 >

Time 06:10 PM >

Read by >

Location Patrol car >

Witnesses >

DRIVER ANSWERS

"Do you understand the explained rights?"

Answer Yes >

How suspect answered Said "yes" >

Answer details

Miranda Warnings

6:08

Report Preview

HORIZONTAL GAZE NYSTAGMUS TEST

Prior to attempting this test, Mr. John Smith indicated he did not have any medical problems that would have prevented him from performing the test. It was determined that he was wearing contacts. His eyes were checked and they displayed equal tracking and his pupils were unequal sizes. Mr. John Smith was instructed to follow the stimulus with his eyes only, keeping his head still. After stating that he understood the instructions, Mr. John Smith attempted this test. The results of this test displayed 3 of the 6 possible clues.

- A lack of smooth pursuit in the right eye
- A distinct and sustained nystagmus in the right eye at maximum deviation
- An onset of nystagmus in the left eye prior to 45 degrees.

WALK AND TURN TEST

Prior to attempting this test, Mr. John Smith indicated he did not have any medical problems that would have prevented him from performing the test. Mr. John Smith was instructed to put his left foot on the line and his right foot in front of it with his right heel touching the toe of his left foot. He was instructed to stand in this manner with his hands to his sides until the test instructions were completed and the test demonstrated. Mr. John Smith was instructed not to begin the test until told to start. He was instructed to take nine steps along the line in a heel-to-toe manner. After the ninth step he was to stop and turn around keeping his lead foot on the ground, taking several small steps with the other foot to turn

Field Sobriety Report Generation

What LEOs Say about SFST Report



iOS

Best police app on the market! ★★★★★

Wish I had this when I started 25 years ago. All of the data is compiled for your report in a comprehensive way.

I recommend every cop to use this app. It was obviously made by a very experienced police officer.

by OptionSniper54 Sat, Oct 8, 2022 v 2.26.1 🇺🇸 United States



Play

★★★★★

2024.. still use it!! I got 18yrs on the job and this is the best app out there. It's simple and easy to use. Good for rooks as instructions are there if needed. I've used this app many times while administering the tests (no different than a pen and paper in your hands). Report is easily edited to fit your state's requirements if needed. I recommend this to any LEO.

by Kelly Gustafson Sun, Apr 28, 2024 v 1.6



iOS

Incredible!!! ★★★★★

I have used this App for DUI investigations and as a training aid for new officers/deputies new to DUI investigations. This App is well worth the \$. You won't be disappointed.

by Gophernugget Tue, Jul 23, 2019 v 2.1 🇺🇸 United States



Average app rating of 4.8
out of 5 from over
2,300+ Officers on the
Apple App Store



Pricing & Contact

SFST REPORT PRO LICENSE PRICING

- The Pro license membership fee for both agencies and individual officers is \$29.99 per user per year.
- Membership is charged annually, and cancellation is available at any time.
- With the Pro license, officers gain access to all features, saving valuable time and enhancing report quality with each DUI incident.

ABOUT **bonsai**soft

- Bonsaisoft LLC, founded in 2014, is a software company based in San Jose, California.
- We specialize in developing innovative software solutions for law enforcement agencies in the US and Canada.



NEXT STEPS

- Email us at info@bonsaisoft.com
- Visit our website: www.bonsaisoft.com
- Try the app today and experience it for yourself:

